

SCHOOL SPORT WA (INC)



ANNUAL REPORT 2017

**For presentation to the
ANNUAL GENERAL MEETING
Friday 23 March 2018**



Department of
Education

INDEX

AGM Agenda	2
2017 AGM Minutes	3-4
SSWA Management Committee & Sport Coordinators	5-6
President's Report	7
Manager's Report	8
Secondary Management Committee Report	8
Primary Management Committee Report	9
Secondary Champion Schools Results	10-13
Primary Champion Schools Results	14
South West Region Event Results.....	15 -16
School Sport Australia National Championships WA Results	17-19
Senior High Schools Country Week Results	20-21
District High Schools Country Week Results.....	21
Interschool Sport Program Data	22
Interstate Team Program Data	23
School Sport Australia Representation.....	24
Finance Report	25-32
Strategic Plan.....	33
2017 Snapshot.....	34

2018 SCHOOL SPORT WA ANNUAL GENERAL MEETING AGENDA

Date: Friday 23 March 2018

Time: 4.30pm

Venue: Alexander Park Tennis Club

1. Attendance and Apologies
2. Adoption of 2017 AGM Minutes
3. President's Address
4. Manager's Report
5. Annual Financial Report and Balance Sheet
6. Election of Office Bearers
 - a. President
 - b. Primary Vice President
 - c. Primary Management Committee members [2 positions]
 - d. Secondary Management Committee members [3 positions]
7. Election of Sport Coordinators

SECONDARY	PRIMARY
Australian Rules Football Boys	Cricket
Australian Rules Football Girls	Football (Soccer)
Badminton	Golf
Baseball	Handball
Basketball	Hockey
Cricket	Netball
Cross Country	Triathlon
Hockey Girls	
Netball	
Softball	
Surfing	
Swimming	
Touch Football	
Triathlon	

8. Auditor Appointment
9. General Business
10. Refreshments

2017 SCHOOL SPORT WA ANNUAL GENERAL MEETING Minutes

Date: Tuesday 4 April 2017
Time: 4.00pm
Venue: Alexander Park Tennis Club

	ITEMS	MINUTES			
1.	Attendance:	Peter Della-Vedova, Murray Farr, Alex McLennan, Clayton Bird, Narelle Scott, Wayne Baseden, Peter Rickers, Lorraine Feddema, Alby Nuich, Andrea Rundle, Kelvin Browner, Aric Forman, Jeff Scott, Richard DeFraine, Natalie Narducci, Mike Zyrucha, Graeme Hadley, Keith Harper, Louise Smith, Robyn Brierley, Lynda Merritt, John Lawniczak, Daryl Mansfield, Ben Matheson, Sasha Underhill-Pomeroy, Peter Merritt, Graham Jones, Nathan Benn, Abbie Williams			
	Apologies:	Sue Thomson, Mike Wrenn, Ian McMahon, Peter Smith, Andrew Mellor, Jenny Pendlebury, Geoff Hayes, Debra Staffy, Jesse Murphy, Gemma Cowan, Adam Smith, Tahlia Burghall, Andre Gauci, Gemma Hadley, Alessia Robinson, Oliver Beath, Karen Haslau, Jill Elderfield, Luke Green, Chris Walker, Matt Donlevy, Paul Planken, Kurt Pomeroy, Paul Beecham			
2.	Adoption of 2016 AGM Minutes	Motion: Alby Nuich / Alex McLennan		CARRIED	
3.	President's Address	The minutes are a true and accurate record			
		There is a President's report in the Annual Report. If you scan through the document it will give you an indication on the scope of the events that SSWA is involved in throughout the year. Peter Rickers encourages those in attendance to put feelers out to new members within your schools and ask them to get involved in the organisation. Thanks to the office staff for all of their efforts throughout the year			
4.	Manager's Report	Peter Smith is on leave at the moment. Please take a moment to read Peter's report in the Annual Report and if you have any questions please ask			
5.	Annual Financial Report and Balance Sheet	Financial report was presented to the group. There are a couple of anomalies that are highlighted and these were raised at the Finance Committee. All of these have either been rectified or explanations have been given. SSWA accounts are in a healthy position. Thanks to Christine Sheen for her efforts in getting the books in order for the Auditor			
		Motion: Lorraine Feddema/Peter Della-Vedova		CARRIED	
		The financial report be accepted			
6.	Election of Office Bearers	<u>Secondary Vice President</u> Nominees: Kelvin Browner & Aric Forman Successful Applicant: Kelvin Browner A special thanks to Peter Sinclair for this involvement with SSWA. His expertise in Hockey and on the SSWA Management Group is appreciated and he will be missed			
		<u>Treasurer</u> Nominee: Wayne Baseden Successful Applicant: Wayne Baseden SSWA would like to acknowledge Murray Farr for all of his efforts as Treasurer over the last 12 months			
		<u>Primary Management Committee members [3 positions]</u> Nominees: Clayton Bird, John Lawniczak, Alex McLennan Successful Applicants: Clayton Bird, John Lawniczak, Alex McLennan			
		<u>Secondary Management Committee members [2 positions]</u> Nominees: Andrea Rundle, Aric Forman & Andrew Mellor Successful Applicants: Andrea Rundle & Aric Forman			
7.	Election of Sport Coordinators				
		SECONDARY		PRIMARY	
		AFL Boys (1yr term)	Ray Barrett	AFL	Matt Baseden
		Cross Country	Kylee Coonan	Basketball	Alex McLennan
		Para Sports	Lorraine Feddema	Cross Country	Peter Della-Vedova
		Equestrian	Jennine Thomasson	Equestrian	Jennine Thomasson
		Football (Soccer)	Richard DeFraine	Rugby League	Louise Smith
		Golf	Sue Thomson	Swimming	John Lawniczak
		Hockey Boys	Andrew Mellor	Table Tennis	John Lawniczak

		Orienteering	Steve Fletcher	Tennis	Alison Kirk
		Rugby League	Isaac Thomas	Touch Football	Debbie Quan
		Swimming	<i>Vacant</i>		
		Tennis	Andrea Rundle		
		Track & Field	Sasha Underhill-Pomeroy		
		Volleyball (1yr term)	<i>Vacant</i>		
		Water Polo	Gemma Hadley		
		Motion: Wayne Baseden / Clayton Bird			
The above nominees are accepted and appointed for their nominated Sport Coordinator positions					
8.	Auditor Appointment	Motion: Alby Nuich / Andrea Rundle			CARRIED
Approval to appoint Julia Chilvar from Jasmaq as the auditor for 2017					
9.	General Business	Nil			
10	Refreshments	Thank you to everyone for attending today Meeting closed at 4.37pm			

Signed as a true and correct record:



(President)

Date: March 2017



2017 SSWA MANAGEMENT COMMITTEE & SPORT COORDINATORS

2017 SSWA MANAGEMENT COMMITTEE

Position	Elected representative	Date Elected (2 yr term)
President	Peter Rickers	April 2016
Secondary Vice President	Kelvin Browner	April 2017
Primary Vice President	Peter Della-Vedova	April 2016
Treasurer	Wayne Baseden	April 2017
Manager School Sport	Peter Smith	
Executive Officer	Robyn Brierley	
Executive Officer	Lynda Merritt	
SECONDARY		
Secondary Chair	Kelvin Browner	April 2017
Secondary Representative	Aric Foreman	April 2017
Secondary Representative	Andrew Mellor	April 2017 (1 yr)
Secondary Representative	Andrea Rundle	April 2017
Secondary Representative	Ian Dignon	April 2016
Secondary Representative	Alby Nuich	April 2016
PRIMARY		
Primary Chair	Peter Della-Vedova	April 2016
Primary Representative	Clayton Bird	April 2017
Primary Representative	John Lawniczak	April 2017
Primary Representative	Lorraine Feddema	April 2016
Primary Representative	Narelle Scott	April 2016
Primary Representative	Alex McLennan	April 2017
REGIONAL REPRESENTATIVES		
South Coast	Kylee Coonan	
South East	Paul Beecham	
North Coast	Sasha Underhill - Pomeroy	
North East	Justin Burt	
South West	Allyce Bachos	

2017 SSWA MANAGEMENT COMMITTEE & SPORT COORDINATORS

2017 SPORT COORDINATORS

Secondary Sport	Elected representative		Date Elected (2 yr term)
Australian Rules Football Boys	Ray	Barrett	April 2017 (1 yr)
Australian Rules Football Girls	Geoff	Hayes	April 2016
Baseball	Graham	Johnson	April 2016
Basketball	Nathan	Trengove	April 2016
Cricket	Peter	Green	April 2016
Cross Country	Kylee	Coonan	April 2017
Disabled Sports	Lorraine	Feddema	April 2017
Equestrian	Jennine	Thomasson	April 2017
Football (Soccer)	Richard	De Fraine	April 2017
Golf	Sue	Thomson	April 2017
Hockey Boys	Andrew	Mellor	April 2017
Hockey Girls	Allyce	Bachos	April 2017 (1yr)
Netball	Lauren	McCaig	April 2016
Orienteering	Steve	Fletcher	April 2017
Softball	Scott	Sullivan	April 2016
Surfing	Scott	Cameron	April 2016
Swimming			Vacant
Tennis	Andrea	Rundle	April 2017
Touch Football	Trevor	Twose	April 2017 (1yr)
Track & Field	Sasha	Underhill-Pomeroy	April 2017
Triathlon	Stuart	Denton	April 2016
Volleyball	Carly	Walters	Nov 2017
Water Polo	Gemma	Hadley	March 2017
Primary Sport	Elected representative		Date Elected (2 yr term)
Australian Rules Football	Matt	Baseden	April 2017
Basketball	Alex	McLennan	April 2017
Cricket	Brigit	Wall	April 2016
Cross Country	Peter	Della-Vedova	April 2017
Equestrian	Jennine	Thomasson	April 2017
Football (Soccer)	Tony	Carvajal	April 2016
Golf	Susan	Thomson	April 2017
Handball	Mike	Zyrucha	April 2016
Hockey	Keith	Harper	April 2016
Netball	Marion	Burt	April 2016
Rugby League	Louise	Smith	April 2017
Swimming	John	Lawniczak	April 2017
Table Tennis	John	Lawniczak	April 2017
Tennis	Alison	Kirk	April 2017
Touch	Debbie	Quan	April 2017
Triathlon	Andrew	Boxsell	April 2016

2017 PRESIDENT'S REPORT

The AGM will mark the 2nd anniversary of the commencement of my role as President of SSWA and it has once again given me great pride to represent you all at various forums and events. Domestically 2017 saw approximately 90,000 students accessing our Champion School's domestic events in 21 different sports involving both Primary and Secondary students. These students were supervised, coached and mentored by over 6000 volunteer teachers. At the Interstate level over 759 students attended National Championships covering the length and breadth of Australia, these students were coached and managed by wonderful, passionate and professional staff. We will continue to strive toward our mission of "Providing Quality Sporting Opportunities to students in Western Australian schools". Thank you to you all for playing your part in helping us to achieve that ambition.

The Interstate Scene:

SSWA hosted two National Championships this year and as usual the feedback from the visiting states and territories was very positive. As I have mentioned previously we pride ourselves on conducting first class championships here in Western Australia and the staff involved should be proud of their efforts on our behalf.

The 15/U Boys and Girls Australian Football Championships were held at various metropolitan venues and once again our Tournament Director Alby Nuich and his organising committee did a wonderful job. The 15/U Volleyball Championships were held in Mandurah where the fantastic venue selected was praised by all concerned. Congratulations to Lynda Merritt and Tournament Director Graeme Hadley and their team for the professional conduct of the event.

I felt that 2017 was going to be a difficult year to eclipse in terms of our on field success, however, we have once again performed well given the obvious disadvantage of our small population compared to a number of other states. The 12/U Boys Hockey won a gold medal and our Surfing team won the team's final. We were silver medallists at the Triathlon and Pizzey Cup Tennis (18/U). The 12/U Boys Basketball, 12/U Girls Hockey, 15/U Mixed Goalball, 15/U Boys Touch Football, 16/U Boys Hockey, 16/U Girls Hockey, Bruce Cup (12/U), 12/U Boys Cricket and the 17/U Boys Golf all came away from their respective Championships with a Bronze medal. Congratulations, not only to all the medal winners but to all students and staff selected to represent Western Australia in both individual and team events. (Please see the main report for individual results)

Pacific Schools Games:

The 10th Pacific School Games were once again held in Adelaide, South Australia 1st – 10th December. School Sport W.A. sent a contingent of 400 athletes accompanied by 80 staff members to compete in 11 different sports. The event was a resounding success as athletes competed against the usual states and territories but in many cases also had the opportunity to compete against international competitors which added a different flavour to our usual championships.

Locally:

The Senior High Schools Country Week and its cousin the District High Schools Country Week carnivals continue to provide sporting and cultural opportunities for our more remote students and staff. They are flagship events on the SSWA calendar. The enormous number of "Champion Schools" events in the primary and secondary sectors continues to grow and numbers of participants in each event is also growing.

Conclusion:

On behalf of the board of School Sport WA I would like to sincerely thank the office staff consisting of Robyn Brierley, Lynda Merritt, Zoe Prue, Christine Sheen, Sally Zirnig, Emily Taylor and Tania Hardie, who, very ably led by Peter Smith have done a wonderful job of conducting business for the last twelve months. My thanks, also, to my fellow board members who have willingly given their time for the benefit of students within our schools. I look forward with enthusiasm to the continued growth of our association into 2018 and beyond. We continue to expand the number of students accessing our competitions and therefore the number of enthusiastic volunteers who look after them. Thank you to all of you who have contributed in some way to the provision of quality sporting opportunities for Western Australian school children.

PETER RICKERS
PRESIDENT, SCHOOL SPORT WA

2017 SCHOOL SPORT MANAGER'S REPORT

The highlight of the 2017 year was the School Sport Australia Pacific School Games in Adelaide in December. SSWA took over 350 students and 70 staff to this wonderful event that attracted almost 4000 student competitors to Adelaide. With teams in Basketball, Netball, Hockey, Goalball, Soccer, Golf, Softball, Touch Football, Swimming and Diving the event will be remembered for the outstanding competition and friendships made over the week. The SSWA Student Media Team also did an outstanding job over the week.

SSWA hosted two School Sport Australia National Championships in 2017. The 15 years and under Boys and Girls AFL Championships were held in late July at venues around the Perth metropolitan area. The 15 years and under Volleyball Championships were conducted in Mandurah in late August. Both championships were extremely successful and showcased our wonderful state and our expertise in hosting National Championships.

SSWA participated in 30 School Sport Australia Championships in 2017 which involved more than 700 students and 120 staff in over 40 teams attending events all around Australia. SSWA had an outstanding year with many teams winning medals at the SSA Championships. SSWA also had many students selected into School Sport Australia - All Australian Teams which is a very worthy achievement.

Our Champion Schools program continues to grow under the direction of our sport coordinators. Many thousands of students from more than 600 schools are participating in our programs.

SSWA takes this opportunity to thank all students, teachers and key delivery agents who assisted in any way with the presentation of School Sport WA in 2017. Special thanks to the management committee, the sport coordinators and their committees for their untiring voluntary efforts.

I would once again like to thank the hard working SSWA office staff - Robyn Brierley, Lynda Merritt, Zoe Prue, Christine Sheen, Sally Zirniss, Emily Taylor and Tania Hardie for their outstanding commitment to SSWA over the year.

PETER SMITH
MANAGER, SCHOOL SPORT

2017 SECONDARY MANAGEMENT COMMITTEE REPORT

2017 was the first year that I had the privilege to fill the role of Secondary Vice President for School Sport WA. I was truly amazed at the selfless devotion of so many of our teacher volunteers who gave their time and expertise to ensure that the students from schools across Western Australia were able to participate in a sporting activity of their choice at such a high level.

The work of these volunteers does not go unnoticed, and I am sure that parents of students across all Educational sectors in Western Australia are very appreciative for the opportunities afforded their children.

My thanks go also to the hard-working staff in the School Sport Office under the astute guidance of Peter Smith, Robyn Brierley and Lynda Merritt for coordinating the seemingly endless events covering Primary sport, Secondary sport, Country Week, District High Schools Country Week, National Championships (both at home and away) and International tour participation. Without their tireless work, the students of Western Australia would be lacking in quality sporting opportunities.

We must not forget the Regional Representatives from the far corners of our state who have gone above and beyond to ensure that these quality sporting opportunities are not limited to students in the major cities, but are also available to students at every educational level in Western Australia.

Involvement in sporting pursuits provides students not only with outlets to cater for physical and mental health in a structured environment, but also with social experiences that will remain with them for life.

We, the teachers of Western Australian students, are at the forefront of providing these opportunities. On behalf of School Sport WA, I thank you for your dedication to the cause.

KELVIN BROWNER
SECONDARY VICE PRESIDENT

2017 PRIMARY MANAGEMENT COMMITTEE REPORT

We almost have a full complement of Primary sports competing at School Sport Australia Championships. It is imperative that our level of exposure and further development of the primary champion schools competitions continues.

We continue to develop a primary school database with a direct sport contact in most schools. This has raised the awareness of SSWA and the opportunities available to the primary sector. Our goal is to have at least one SSWA Ambassador in each primary cell. We have also made tentative steps in developing a champion school to be announced at the presentation night. This school will be the one that has been involved in the most SSWA events and will be based purely on participation.

Our 12 and under teams continue to develop across all sports with an indicator of this development being the success experienced by a number of our teams in 2017. Our hockey teams had a very successful PSG and the other teams at PSG were very competitive.

The Primary Cross Country event continues to be a marquee event in our calendar. It was again a huge success and it was pleasing to see a number of runners who had been chosen to represent WA at the nationals doing very well. This sport continues to develop, especially as we now take a full team of competitors to the interstate competition. This is great exposure for the 10 and 11 year olds.

The SSWA Triathlon was held in November and held as a stand-alone event for the primary students. Following feedback from participating schools an individual aquathlon was introduced for the first time, this was very well supported and will continue into the future.

Our Primary Sport Coordinators work tirelessly across our 18 primary champion school events and I thank them for their efforts in ensuring high quality competitions are conducted. It is their enthusiasm that has led to increased numbers across the primary champion school competitions

There continues to be an increasing number of primary school teachers having active involvement in SSWA events. Many are then stepping up to management and coaching roles at the interstate level. The challenge still exists for our organisation to encourage more teachers to participate as leaders in the events overseen by SSWA, both at the interschool and the interstate levels.

The primary management committee has continued to work diligently to develop primary sport. Clayton Bird has made a significant contribution to the committee and was an official with the basketball at the PSG. Lorraine Feddema was the tour leader for the interstate goalball team and she continues her involvement in developing the students with disability area. John Lawniczak has again provided fantastic support with a number of champion school events. Alex McLennan supported the AFL 12s interstate team in a tour leader role and he is very active as a sport convenor for a number of sports and provides valuable support with the basketball champion schools event. Narelle Scott was elected as a new member to the primary committee in early 2016 and she has continued her involvement with the 15 girls AFL team. Many thanks to Narelle, John, Alex, Lorraine and Clayton - your efforts are much appreciated.

The role of SSWA has been well documented and it does play the most significant part in providing sporting opportunities for students in WA schools. The volunteers are an essential part of our organisation being able to provide these events for our students. However, the role of the SSWA office staff cannot be underestimated. The hard work and dedication of the office team is another critical factor in the quantity and quality of sport that is offered to WA students. My sincere thanks to Peter Smith, Robyn Brierley, Lynda Merritt, Zoe Prue, Christine Sheen, Sally Zirniss and Emily Taylor and Tania Hardie.

Our 2018 focus is to attract new and younger members to step into roles on Management. The "retired" members have served our organisation superbly but there is a need for new people to invigorate our management group. As such I am stepping down from the chair of the primary group and I am sure there will be a number of management members who will step up and make the primary group a strong voice for primary sport in our schools. I look forward to seeing the primary division go on to create bigger and better opportunities for the students in our primary schools.

PETER DELLA-VEDOVA
PRIMARY VICE PRESIDENT

2017 SECONDARY CHAMPION SCHOOLS RESULTS

McMAHON SHIELD	
1 st	Shenton College
2 nd	Willetton Senior High School
3 rd	Perth Modern

SPORT	TEAMS / SCHOOLS	DIVISION	RESULT	SPORT COORDINATOR
AFL (BOYS)	145 teams	Cable	CBC Fremantle	Ray Barrett Kiara College
		Jakovich	Churchlands SHS	
		Walker	Bunbury SHS	
		Eagles Schoolboys Cup	Sacred Heart College	
AFL (GIRLS)	60 teams	Moore	Kolbe Catholic College	Geoff Hayes John Tonkin College
		White	Governor Stirling	
		Vanderwiede	Pinjarra SHS	
BADMINTON	274 Teams	Open Boys	All Saints College	
		Open Girls	All Saints College	
BASEBALL	3 Teams	Open	Not Held	Graham Johnson
		Year 7-9	Darling Range SC	
BASKETBALL	262 teams	Senior Boys	Willetton SHS	Nathan Trengove Warwick SHS
		Senior Girls	Kennedy Baptist College	
		Snr All Schools Boys	Newman College	
		Snr All Schools Girls	Mandurah Catholic College	
		Junior Boys	Willetton SHS	
		Junior Girls	Willetton SHS	
CRICKET	275 teams	Kim Hughes Shield	Belridge SC	Peter Green Ballajura CC
		Graeme Wood Shield	Mazenod College	
		Geoff Marsh Shield	South – Lesmurdie SHS	
		Geoff Marsh Shield	North – Shenton College	
		Geoff Marsh Shield	Peel - Mandurah Catholic College	
		Peta Verco Shield	South – Corpus Christi College	
		Peta Verco Shield	North - John Forrest SC	
		Peta Verco Shield	Peel - Mandurah Catholic College	
		Yr 9 – 10 Boys	Mandurah Baptist College	
		Yr 9 – 10 Girls	John Forrest SC	
		Yr 7 – 8 Boys	Tranby College	
		Yr 7 – 8 Girls	Mandurah CC	
CROSS COUNTRY	1717 individuals	Overall	Sacred Heart College	Kylee Coonan Melville SHS
		Boys	Sacred Heart College	
		Girls	Presbyterian Ladies College	
DIVING			Shenton College	
EQUESTRIAN	194 Individuals		Great Southern Grammar	Jennine Thomason Catholic Ag College Bindoon
FOOTBALL (SOCCER)	337 teams	Senior Boys	Scotch College	Richard De Fraine Ballajurra CC
		Senior Girls	John Curtin CoA	
		Intermediate Boys	South Coast Baptist	
		Junior Boys	Shenton College	
		Junior Girls	John Curtin CoA	
		Junior Girls Shield	Balga SHS	
		Junior Boys Shield	Lynwood SHS	
		Intermediate Boys	Balga SHS	
GOLF	42 Teams	Champion School	Como Secondary College	Sue Thomson Kelmscott SHS
		David Bell Cup	Como SC	
HOCKEY (BOYS)	19 Teams	Ross Meadows Shield	Como SC	Andrew Mellor Como SC
HOCKEY (GIRLS)	7 Teams	Buchanan Cup	Como SHS	Allyce Bachos
NETBALL	306 teams	Open Girls	Bunbury Catholic College	Lauren McCaig Gilmore College
	21 boys teams	Middle Girls	Mandurah Catholic College	
		Lower Girls	Rockingham SHS	
		Open Boys	Melville SHS	
ORIENTEERING	572 Individuals	Champion School	La Salle College	Steve Fletcher Strathalbyn Col.

2017SECONDARY CHAMPION SCHOOLS RESULTS

RUGBY LEAGUE	88 Teams	Open	9/side: Rockingham SHS	Isaac Thomas Rockingham SHS
		Year 10	Div 1: Atwell College North: Carine SHS	
		Year 9	Div 1: Thornlie SHS North: Carine SHS South: Rockingham SHS Central: Atwell College	
		Year 8/9 Girls	Champions: Lakeland SHS Runners Up: Butler College	
		Year 8	Struddys Cup: Atwell College North: Wanneroo SC South: Rockingham SHS	
		Year 7	Div 1 Minor Premiers: Rockingham SHS North: Wanneroo SC South: Rockingham SHS Central: Lakeland SHS	
SOFTBALL	12	Open Girls Open Boys Yr 7-9	Duncraig SHS Darling Range SHS Darling Range Blue	Scott Sullivan Cloverdale PS
SQUASH	39 Teams	Div 1 Boys	Leeming SHS	Squash WA
		Div 2 Boys	Manjimup SHS	
		Div 1 Girls	Mater Dei College	
		Div 2 Girls	Willetton SHS	
SURFING & Body Boarding	55 schools 324 Schools 810 Students	Overall	Margaret River SHS	Surfing WA
		Senior Boys Surfing	Margaret River SHS	
		Senior Girls Surfing	Mandurah Catholic College	
		Junior Boys Surfing	Margaret River SHS	
		Junior Girls Surfing	Margaret River SHS	
		Senior Boys Body boarding	Mandurah Catholic College	
		Senior Girls Body boarding	Margaret River SHS	
		Junior Boys Body boarding	Margaret River SHS	
		Junior Girls Body boarding	Margaret River SHS	
SWIMMING	40 schools	See below		SSWA
TABLE TENNIS	16	Upper Middle	Perth Modern Christ Church Grammar	John Lawniczak West Greenwood PS
TENNIS	Metro - 129 Country -58	Metro		Andrea Rundle Katanning SHS
		Slazenger Girls	Applecross SHS	
		Slazenger Boys	Applecross SHS	
		Mursell Girls	John Forrest SHS	
		Mursell Boys	Trinity College	
		Herbert Edwards Girls	Applecross SHS	
		Herbert Edwards Boys	Applecross SHS	
		Country		
		Herbert Edwards Boys	Great Southern Grammar	
		Herbert Edwards Girls	Great Southern Grammar	
		Mursell Boys	Bunbury Catholic College	
		Mursell Girls	Bunbury Catholic College	
TOUCH FOOTBALL	Open - 67 Lower - 34	Open Boys	Lakeland SHS	Trevor Twose Lakeland SHS
		Open Girls	Lakeland SHS	
		Yr 7-9 Girls	Aranmore SHS	
		Yr 7-9 Boys	Lakeland SHS	
TRACK & FIELD	64 schools	See below		Sasha Underhiil - Pomeroy Churchlands SHS

2017 SECONDARY CHAMPION SCHOOLS RESULTS

TRIATHLON	273 individuals 173 teams	Individual Event		Stuart Denton Duncraig SHS
		Junior Girls	St Mark's ACS	
		Junior Boys	Perth Modern School	
		Intermediate Girls	St Hilda's ASG	
		Intermediate Boys	Kennedy Baptist College	
		Senior Girls	St Mark's ACS	
		Senior Boys	John Curtin CoA	
		Novice Girls Open	St Mary's AGS	
		Novice Boys Open	Duncraig SHS	
		Champion School	Duncraig SHS	
		Team Event		
		Yr 7 Girls	St Brigid's College	
		Yr 7 Boys	Helena College	
		Yr 8 Girls	St Mark's ACS	
		Yr 8 Boys	Swan Christian College	
		Yr 9 Girls	Swan Christian College	
		Yr 9 Boys	Sacred Heart College	
		Yr 10 Girls	Shenton College	
		Yr 10 Boys	Shenton College	
		Yr 11 Girls	Duncraig SHS	
		Yr 11 Boys	Wesley College	
		Champion School	Duncraig SHS	
VOLLEYBALL	107 teams	Junior Boys	Gold Div A – Mandurah Baptist Gold Div B – All Saints Black Div A – Perth Modern Black Div B – Mt Lawley	Lynda Merritt SSWA
		Junior Girls	Gold Div A – Greenwood Gold Div B – Greenwood Black Div A – Mt Lawley Black Div B – Mt Lawley	
		Senior Boys	Div A South – Perth Modern Div B South – Melville Div C South – Canning Vale Div A North – Greenwood Div B North – Butler Div C North – Butler	
		Senior Girls	Div A South – Canning Vale Div B South Melville Div C South – Melville Div A North – Greenwood Div B North – Butler Div C North – Butler	
WATER POLO	37 teams	Junior Boys	CBC Fremantle	Gemma Hadley Floreat PS
		Junior Girls	Churchlands SHS	
		Senior Boys	John XXIII College	
		Senior Girls	John XXIII College	
YACHTING	19 Teams 133 Participants	Team	Shenton College	Geoff Hayes John Tonkin College

CROSS COUNTRY

Boys Overall		Girls Overall		Overall Champion School	
1	Sacred Heart College	1	Presbyterian Ladies' College	1	Sacred Heart College
2	CBC Fremantle	2	St Hildas AGS	2	John XXIII College
3	St Stephens Duncraig	3	Sacred Heart College	3	Peter Moyes ACS

TRACK & FIELD

Division A		Division B		Division C		Division D		Division E	
Churchlands	1503	Ellenbrook	1562	Leeming	1691	Canning Vale	1676	Byford	2287
Melville	1384	Perth Modern	1494	Belridge	1523	Ocean Reef	1676	Thornlie	1670
Rossmoyne	1298	Darling Range	1368	Greenwood	1360	Ballajura	1328	Eastern Hills	1513
Carine	1290	Woodvale	1323	John Forrest	1354	Morley	1166	Kent Street	1331
Kelmscott	1250	Atwell	1221	Como	1237	Lakeland	1130	Lynwood	1286
John Curtin	1237	Applecross	1203	Wanneroo	1126	Comet Bay	1121	South Fremantle	1036
Willetton	1164	Lesmurdie	1159	Governor Stirling	1118	Ashdale	991	Dianella	765
Duncraig	1081	Mt Lawley	1034	Warwick	1010	Gilmore	970	Hamilton	703
Shenton	1059	Hampton	942	Northam	535	Bullsbrook	834		

2017 SECONDARY CHAMPION SCHOOLS RESULTS

TRACK & FIELD

Division F		7 - 10 Black		7 - 10 Gold	
Baldivis	2030	Belmont	1220	Joseph Banks	1360
Butler	1714	Southern River	1136	Kalamunda	1287
Safety Bay	1473	Cannington	945	Kinross	1197
John Tonkin	1460	Moore Districts	906	Armadale	880
Adventist Education	1331	Yanchep	782	Warnbro	852
Balcatta SHS	991	Harrisdale	506	Clarkson	415
Kiara College	977	Balga	450		

SECONDARY SWIMMING

Division A		Division B		Division C		Division D		Division E	
Shenton	1069	Duncraig	1074	Como	850	John Forrest	588	Joseph Banks	668
Churchlands	1010	Melville	807	Woodvale	595	Baldivis	566	South Fremantle	582
Carine	698	John Curtin	795	Comet Bay	594	Warwick	547	Warnbro	564
Applecross	597	Darling Range	633	Lesmurdie	480	Butler	509	Kinross	536
Rossmoyne	532	Leeming	463	Kent St	414	Gov Stirling	408	Lynwood	433
Perth Modern	469	Ocean Reef	441	Ballajura	360	Ellenbrook	383	Hampton	427
Mt Lawley	373	Greenwood	399	Kelmscott	322	Northam	336	Lakeland	286
Willetton	304	Kalamunda	372	Gingin	200	Wanneroo	330	Belmont CC	283



2017 PRIMARY CHAMPION SCHOOLS RESULTS

SPORT	TEAMS/ SCHOOLS	DIVISION	RESULT	SPORT COORDINATOR
AFL	496	Eagles Cup	NA	Matt Baseden
	151	Dockers Cup (Girls)	NA	
BASKETBALL	144 Teams	Girls Champion School	St Emilies Catholic PS	Alex McLennan Camboon PS
		Boys Champion School	Georgiana Molloy AS	
CROSS COUNTRY	1599 individuals	See below		Peter Della-Vedova
DIVING	6 teams 16 Individuals	Overall	Wembley Primary School	SSWA Office
EQUESTRIAN	15 Individuals		Gidgegannup PS	Jennine Thomason Catholic Ag College Bindoon
FOOTBALL (SOCCER)	23 teams (girls) 31 teams (open)	Northern Region – Open	Connolly PS	Tony Carvajal Banksia Park PS
		Northern Region – Girls	Connolly PS	
		Southern Region – Open	Coogee PSS	
		Southern Region – Girls	Aubin Grove PS	
		Eastern Region – Open	Trinity College	
		Eastern Region – Girls	Riverton PS	
		Peel Region – Open	South Coast Baptist Coll	
		Peel Region – Girls	Meadow Springs PS	
		Overall State Champion Open	South Coast Baptist Coll	
		Overall State Champion Girls	Aubin Grove PS	
GOLF	63 students	Stableford Modified Stroke Play	Trinity College Manning PS	Sue Thomson Kelmscott SHS
HANDBALL	16 Teams	Girls	Trinity College	Mike Zyrucha
		Boys	North Woodvale PS	
HOCKEY	11 teams	Mixed – North	Rosalie PS	Keith Harper Parkwood PS
		Mixed - South	Great Southern Grammar	
NETBALL	208 schools	West Coast Fever Cup	NA	Marion Burt Samson PS
ORIENTEERING	480 Individuals	Champion School	Oberthur PS	Steve Fletcher Strathalbyn PS
RUGBY LEAGUE	124 Schools 218 Teams	Champ School - Tag Champ Boys - Tackle Champ Girls - Tackle	South Halls Head PS Meadow Springs PS South Halls Head PS	Louise Smith Kapinara PS
SWIMMING	9 schools	See below		John Lawniczak West Greenwood PS
TABLE TENNIS	Results Unavailable			John Lawniczak West Greenwood PS
TENNIS	Metro - 40	Metro Boys Metro Girls	North Cottesloe PS Swanbourne PS	Alison Kirk Geographe PS
	Country - 39	Academy Plate	Dunsborough PS	
TOUCH	Teams	Champion School	Participation Carnivals	Debbie Quan Brookman PS
TRIATHLON	163 Teams	Champion School	Hale School	Andrew Boxsell Santa Clara PS

CROSS COUNTRY

Boys Overall		Girls Overall		Overall Champion Schools	
1	St Hilda's Anglican School for Girls	1	Padbury Catholic Primary School	1	Padbury Catholic Primary School
2	Methodist Ladies' College	2	Peter Moyes ACS	2	Peter Moyes ACS
3	Settlers Primary School	3	Whitford Catholic Primary School	3	Beaumaris Primary School
4	Tuart Rise Primary School	4	Beaumaris Primary School	4	Whitford Catholic Primary School
5	Padbury Catholic Primary School	5	Subiaco Primary School	5	Hocking Primary School

SWIMMING

A Division			B Division		
1	Floreat PS	504	1	Mt Lawley PS	422
2	Wembley PS	449	2	Coolbinia PS	417
3	Subiaco PS	446	3	Sorrento PS	401
4	Carine PS	313	4	Manning PS	374
			5	Inglewood PS	331

2017 SOUTH WEST REGION EVENTS

SWIMMING

PLACE	SCHOOL
1	Bunbury CC
2	Bunbury SHS
3	Margaret River SHS
4	Collie SHS
5	Australind SHS
6	Newton Moore SHS
7	Manea SC

TRACK & FIELD

PLACE	A DIVISION	B DIVISION
1	Bunbury CC	Cape Naturaliste
2	Bunbury SHS	Collie
3	Margaret River	Busselton
4	Newton Moore	Eaton
5	Australind	Donnybrook
6	Dalyellup	
7	Manjimup	
8	Manea	

CROSS COUNTRY

PLACE	School
1	Bunbury CC
2	Bunbury SHS
3	Collie
4	Australind
5	Manjimup
6	Margaret River
7	Dalyellup College
8	Donnybrook

WINTER CARNIVAL

AFL FOOTBALL

PLACE	A DIVISION BOYS	B DIVISION BOYS	GIRLS
1	Bunbury Catholic College	Newton Moore	Australind
2	Margaret River	Dalyellup	Bunbury
3	Manjimup	Harvey	Bunbury Catholic College
4	Bunbury		Bunbury Cathedral Grammar
5	Bunbury Cathedral Grammar		Margaret River
6	Australind		Dalyellup
7			Eaton

SOCCER

PLACE	A DIVISION BOYS	B DIVISION BOYS	A DIVISION GIRLS	B DIVISION GIRLS
1	Bunbury	Busselton	Margaret River	Cape Naturaliste
2	Bunbury Catholic College	Cape Naturaliste	Bunbury	Busselton
3	Bunbury Cathedral GS	Eaton	Australind	Manjimup
4	Australind	Newton Moore	Bunbury Catholic College	Bunbury Cathedral GS
5	Dalyellup	Bunbury Cathedral GS #2		Collie
6	Margaret River	Manjimup		

HOCKEY

PLACE	A DIVISION BOYS	B DIVISION BOYS	GIRLS
1	Bunbury	Dalyellup	Bunbury
2	Bunbury Catholic College	Busselton	Collie
3	Bunbury Cathedral GS	Newton Moore	Bunbury Cathedral GS
4		Australind	Bunbury Catholic College
5		Bunbury Catholic College	

2017 SOUTH WEST REGION EVENTS

WINTER CARNIVAL

NETBALL

PLACE	A DIVISION	B DIVISION	C DIVISION
1	Manjimup	Bunbury Catholic College 2	Bunbury 2
2	Margaret River	Busselton	Cape Naturaliste 2
3	Australind	Donnybrook	Eaton
4	Bunbury Cathedral GS		Bunbury Cathedral GS #2
5	Bunbury	Harvey	
6	Bunbury Catholic College	Collie	
7	Dalyellup		
8	Newton Moore		

BASKETBALL

PLACE	A DIVISION BOYS	B DIVISION BOYS	A DIVISION GIRLS	B DIVISION GIRLS
1	Newton Moore	Dalyellup	Manjimup	Newton Moore
2	Australind	Eaton	Bunbury Catholic College	Collie
3	Bunbury Catholic College	Cape Naturaliste	Bunbury Cathedral GS	Eaton
4	Bunbury	Collie	Bunbury	Harvey
5	Bunbury Cathedral GS	Busselton	Margaret River	Cape Naturaliste
6	Manjimup		Australind	Busselton
7	Margaret River			

TOUCH FOOTBALL

PLACE	DIVISION A
1	Australind
2	Cape Naturaliste
3	Bunbury CC
4	Dalyellup College
5	Bunbury SHS

VOLLEYBALL

PLACE	A DIVISION BOYS	B DIVISION BOYS	A DIVISION GIRLS	B DIVISION GIRLS
1	Margaret River	Busselton	Newton Moore	Cape Naturaliste
2	Dalyellup	Cape Naturaliste	Margaret River	Collie
3	Australind	Bunbury	Australind	Manjimup
4	Bunbury Catholic College	Collie	Bunbury Catholic College	Harvey
5			Bunbury Cathedral GS	Eaton



SPORT	OFFICIALS	CAPTAIN	MEDAL WINNER	NATIONAL REPRESENTATIVE	TEAM RESULT
AFL 12yrs	Michael Barton (C) Sam Cavicchio (AC) Luke Cunningham (M) Jason Power (P) Alex McLennan (TL)	Luke Kelly	n/a	n/a	3 rd
AFL WA 15yrs Boys	Ray Barrett (C) Andrew Ruck(AC) Thomas Moscarda (AC) Paul Beecham (TL) Toni Jones (ST) Tom Harrington (P) Jamie Douse (WAFC)	Taj Schofield	Taj Schofield	Taj Schofield	5 th
AFL 15yrs Girls (Black)	Oliver Beath (C) Jonathon Grullis (AC) Narelle Scott (M) Katrina Harris (ST) Luke Hegney (P) Geoff Hayes (TL) Steve Markham (WAFC)	Sarah Verrier	Abbey Dowrick	Abbey Dowrick Mikayla Hyde Gabriella Radjkovich	3 rd
AFL 15yrs Girls (Black)	Sam Cavicchio (C) Ken Dillon (AC) Mary Glennon (M) Stewart Horton (TL) Katrina Harris (ST) Luke Hegney (P) Ashara Willis (WAFC)	Kara Turley Darcy Clements Jenna Bantick	Hannah Corney	Evie Corcoran	5 th
BASKETBALL 12yrs Girls	Emma Berryman (C) Jeanette Bell (M) Luke Coburn (AC) Chris Moses (ST) Kelvin Browner (TL)	Georgie Cleaver Grace Foster	n/a	n/a	6 th
BASKETBALL 12yrs Boys	Paul Bartlett (C) Nathan Trengove (M) Jake Harris (AC) Chris Moses (ST) Kelvin Browner (TL)	Owen Finis Leon Zahos	n/a	n/a	3 rd
BASKETBALL 18yrs Girls	Blair Kearsley (C) Nicole Roberts (M) Kelsey Beard (P) Robyn Brierley (TL)	Kahlia Morgan	Rosie Deegan	Rosie Deegan	5 th
BASKETBALL 18yrs Boys	Mike Ellis (C) Seb Salinas (AC) Clayton Bird (M) Kelsey Beard (P) Robyn Brierley (TL)	Rowan Mackenzie	Rowan Mackenzie	Rowan Mackenzie	3 rd
CRICKET 12yrs Boys	Luke Green (C) Andrew Lincoln (M) Robyn Brierley (TL) Melissa Brokate (TL) Lindsay Flinn (WACA)	Cory Wasley	n/a	n/a	3 rd
CRICKET 12yrs Girls	Orazio Santalucia(C) Natalie Narducci (M) Robyn Brierley (TL) Melissa Brokate (TL)	Phoebe Wardell- Johnson	n/a	n/a	6 th
CRICKET 15yrs Boys	Scott Ogilvie (C) Daniel Griffiths (A/C) Ian Bycroft (M) Rob Wass (WACA)	Thomas McLean	Jayden Goodwin	Michael Erbst Ewan Nielson	3 rd
CROSS COUNTRY	Chris Walker (TL) Vicki Delves (C/M) Kurt Pomeroy (C/M) Shane Joyce (C/M) Jacinta Wright (C/M) Sasha Pomeroy (C/M) Kylie Windle (C/M) Shane Ellis (C/M)	Jason Ramsden Georgia Whitford	Caden Barnett	Georgia Whitford	5 th
DIVING	Mike Tinley (C) Kim Hynen- Furler (M) Mary Glennon (TL)	Zoe Langtry	Zoe Langtry		n/a
FOOTBALL (Soccer) 12yrs Girls	Scott Halpin (C) Vicky Halpin(M) Paddy Rooney (TL)	Georgia Cassidy	n/a	n/a	6 th
FOOTBALL (Soccer) 12yrs Boys	Tony Carvajal (C) Paul Planken (M) Murray Farr (TL)	Fletcher Ellerton Jay Patel	n/a	n/a	6 th

2017 SCHOOL SPORT AUSTRALIA CHAMPIONSHIPS WA RESULTS

SPORT	OFFICIALS	CAPTAIN	MEDAL WINNER	NATIONAL REPRESENTATIVE	TEAM RESULT
FOOTBALL (Soccer) 18yrs Girls	Wayne Baseden (C) Jennifer Porter (M) Jamie Lee Gale (ST) Paddy Rooney (TL)	Jenna Onions	Meghan Hulsman	Asha McGlurg Jenna Onions	4 th
FOOTBALL (Soccer) 16yrs Boys	Gavin Brown (C) Matt Donlevy (M) Devin Hare (ST) Murray Farr (TL)	Luke Richards	Lewis Collier	Daniel Mackenzie	6 th
GOALBALL	Tash Cugley – Uren (C) Darren Coyle snr (AC) Lorraine Feddema (M)	Darren Coyle jnr	Darren Coyle jnr		3 rd
GOLF 12s	John Lawniczak (TL) Billie May (C/M) Adam Smith (C/M)	n/a	n/a	n/a	n/a
GOLF 17s	Graham Johnson (TL) Susan Thompson (C/M) Matthew Nelson (C/M)	Eve Cohen Sammy Operchal	Eve Cohen Joshua Herrero	Eve Cohen Jordan Jung	5 th
HOCKEY 12yrs Girls	Keith Harper (C) Deb Smith (M) Gemma Cowan (TL)	Maya Keating	n/a	n/a	3 rd
HOCKEY 12yrs Boys	Richard Ewen (C) Tracey Hunt (M) Gemma Cowan (TL)	Xavier Graham	n/a	n/a	1 st
HOCKEY 16yrs Girls	Tamara Cowan (C) Jenny Pendlebury (M) Matthew Bottomley (TL)	Georgina Dowd Kallen Otway Charlotte Owens	Georgina Dowd	Caitlin Barnard Madeline DeSilva Georgina Dowd Neasa Flynn	3 rd
HOCKEY 16yrs Boys	Andrew Mellor (C) Cameron Dudfield (M) Matthew Bottomley (TL)	Hendrik Cronje	Cambell Geddes	Cain Evans Cambell Geddes	3 rd
MEDIA	Andrew Brady (C/M) Sabrina Moro (C/M) Craig Shortland (C/M) Holly Smith (C/M) Peter Sinclair (TL)	Catriona Garrat Owen Lawson	Samantha Brittain	n/a	n/a
NETBALL 12yrs	Brianna Barber (C) Kelly Murphy (AC) Marion Burt (M) Siobhan Jones (ST)	Shae Fitzgerald Boudene Huckle Maya Kenny	n/a	n/a	5 th
NETBALL 15yrs	Sue Gerrard (C) Taryn Smith (AC) Lauren McCaig (M) Jennifer Astachiw (ST)	Trinity Rond	Kennedy Tupaea	Brooke Repacholi	5 th
ORIENTEERING	Jill Elderfield (C/M) Kellie Nicholson (C) Jaco Bosnan (M)	Edward Finnie	n/a		7 th
RUGBY LEAGUE 12yrs	Nathan Benn (C) Louise Smith (AC) Abbie Williams (M) Matthew Pora (ST)	Thomas Crofts	n/a	n/a	6 th
RUGBY LEAGUE 15yrs	Michael Guthrie (C) Leon Pulehaha (AC) Paul Milhench (M)	Tuakana Rangiheta	Kyran Namana		3 rd
SOFTBALL	Scott Sullivan (C) Caitlin McGowan (AC) Ingrid Smith (M) Karen Sullivan (AC)	Gemma Hooker Samantha Pooley	Brooke Clappinson		7 th
SURFING	Karen Haslau (M) Berin Sluiter (M)	Cyrus Cox Jamaica Selby	n/a	Emma Cattlin Joshua Cattlin Finn Cox Jed Gradisen April Mcpherson	3 rd
SWIMMING	Geoff Hayes (TL) Mark Saggars (M) Megan Saggars (C) Jason Evans (C) Jacinta Wright (C) Tahlia Burghall (C) Deborah Saffy (C)	Courtney Lee Ethan Calleja	Thomas Dreverman	n/a	n/a
TENNIS 12yrs	Andrea Rundle (TL) Brad Ladyman (C/M) Alison Kirk (C/M)	Rotating Captains	n/a	n/a	3 rd

2017 SCHOOL SPORT AUSTRALIA CHAMPIONSHIPS WA RESULTS

SPORT	OFFICIALS	CAPTAIN	MEDAL WINNER	NATIONAL REPRESENTATIVE	TEAM RESULT
TENNIS 18yrs	Andrea Rundle (TL) Simon Cockburn (C/M) Alison Kirk (C/M)	Hayley Burton William Hann Georgia Tovich	Luna Jokanovic Tristan Schoolkate	Connor Enslin William Hann Lun Jokanovic Tristan Schoolkate	3 rd
TOUCH FOOTBALL 12yrs Girls	Michelle Traynor (C) Andre Gaudi (M) Debbie Quan (TL)	Natasha Crofts	n/a	n/a	5 th
TOUCH FOOTBALL 12yrs Boys	Mitch Collins (C) Taylah Bowe (M) Debbie Quan (TL)	Thomas Crofts	n/a	n/a	5 th
TOUCH FOOTBALL 15yrs Girls	Jenaya Paul (C) Carron Traynor (M) Debbie Quan (TL)	Hope Parata Kingi	Nicole Leddington	n/a	4 th
TOUCH FOOTBALL 15yrs Boys	Arphirak Paul (C) Jesse Murphy (M) Debbie Quan (TL)	Austin Anderson	Timoti Ruhe-Guthrie	n/a	3 rd
TRIATHLON	Stuart Durham (C) Stuart Denton (M) Lauren French (C) Helen King (M) Andrew Boxsell (TL)	Jessica Claxton Reece Harris	Jessica Claxton Alec Davison	n/a	2 nd
VOLLEYBALL Girls	Kieran Cranley (C) Jennifer Heal (M) Murray Farr (TL)	Tia Chamberlain	Sarah Hasselerharm	Sarah Hasselerharm	4 th
VOLLEYBALL Boys	Ryan Lockyer (C) Mitchell Bruce (M) Murray Farr (TL)	Lewis Peach	Lewis Peach	Ky Landers	4 th
WATER POLO Boys	Scott Chrystal (C) Simon Lawson (M) Leanne Rushforth (TL)	Tarrin Williams	Toby White		4 th
WATER POLO Girls	Gemma Hadley (C) Anne Sergeant (M) Leanne Rushforth (TL)	Glenda Morgan	Glenda Morgan	Glenda Morgan	4 th

(C) Coach, (AC) Asst. Coach, (C/M) Coach/Manager, (M) Manager, (TL) Tour Leader, (CL) Contingent Leader (T) Trainer, Physiotherapist (P)
All – Australian Shadow Player (S) All – Australian Reserve Player (R)



2017 SENIOR HIGH SCHOOL COUNTRY WEEK RESULTS

TIER 1 CHAMPION SCHOOL

1ST PLACE	Bunbury SHS	573
2ND PLACE	Albany SHS	569
3RD PLACE	Great Southern Grammar	538

TIER 2 CHAMPION SCHOOL

1ST PLACE	Manjimup SHS	388
2ND PLACE	Newton Moore SHS	345
3RD PLACE	Busselton SHS	337

TIER 3 CHAMPION SCHOOL

1ST PLACE	Christmas Island DHS	170
2ND PLACE	Broome SHS	136
3RD PLACE	Coodanup College	132

INDIVIDUAL SPORTS RESULTS

GIRLS HOCKEY

PLACE	A DIVISION	B Division
1	Bunbury SHS	Manea SC
2	Albany SHS	Collie SHS

BOYS HOCKEY

PLACE	A DIVISION	B DIVISION	C Division
1	Bunbury SHS	WACoA Narrogin	Dalyellup College
2	Great Southern Grammar	WACoA Cunderdin	Newton Moore SHS

BOYS AUSTRALIAN RULES FOOTBALL

PLACE	A DIVISION	B DIVISION	C DIVISION
1	Bunbury SHS	Pinjarra SHS	Northam SHS
2	Manjimup SHS	WACoA Cunderdin	Manea Senior College

GIRLS AUSTRALIAN RULES FOOTBALL

PLACE	A DIVISION
1	Pinjarra SHS
2	Bunbury SHS

NETBALL

PLACE	A DIVISION	B DIVISION	C DIVISION	D DIVISION	E DIVISION
1	Bunbury CGS	Manea SC	Geraldton GS	Broome SHS	Eastern Goldfields College
2	Great Southern Grammar	Esperance SHS	Halls Head CC	Eaton CC	Esperance ACS

BOYS VOLLEYBALL

PLACE	A DIVISION	B DIVISION	C DIVISION	D DIVISION	E DIVISION
1	Albany SHS	Broome SHS	Merredin College	Tom Price SHS	Central Midland SHS
2	Margaret River SHS	Hedland SHS	Newman College	Kalbarri SHS	Harvey SHS

GIRLS VOLLEYBALL

PLACE	A DIVISION	B DIVISION	C DIVISION	D DIVISION	E DIVISION
1	Christmas Island DHS	Cape Naturaliste College	Broome SHS	Eaton CC	Esperance ACS
2	North Albany SHS	Esperance SHS	Narrogin SHS	Tom Price SHS	Northam SHS

BOYS BASKETBALL

PLACE	A DIVISION	B DIVISION	C DIVISION	D DIVISION	E DIVISION	F DIVISION
1	Great Southern Gram	Manjimup SHS	Halls Head CC	Dalyellup College	Northam SHS	Esperance AGS
2	Albany SHS	Pinjarra SHS	Coodanup College	Eastern Goldfields	Collie SHS	Kalgoorlie Boulder

GIRLS BASKETBALL

PLACE	A DIVISION	B DIVISION	C DIVISION	D DIVISION
1	Manjimup SHS	Esperance SHS	John Tonkin College	North Albany SHS
2	Denmark HS	Geraldton SC	Collie SHS	Eaton CC

BOYS FOOTBALL (SOCCER)

PLACE	A DIVISION	B DIVISION	C DIVISION	D DIVISION
1	Albany SHS	Busselton SHS	Cape Naturaliste	Eastern Goldfields College
2	Australind SHS	Manjimup SHS	North Albany SHS	Mt Barker CC

2017 SENIOR HIGH SCHOOL COUNTRY WEEK RESULTS

GIRLS FOOTBALL (SOCCER)

PLACE	A DIVISION	B DIVISION	C DIVISION
1	Manea SC	Denmark HS	North Albany SHS
2	Albany SHS	Great Southern Grammar	John Tonkin College

TOUCH FOOTBALL

PLACE	A DIVISION	B DIVISION	C DIVISION
1	Esperance SHS	Eastern Goldfields College	WACoA Denmark
2	Hedland SHS	Coodanup College	Geraldton SC

DANCE

PLACE	A DIVISION
1	Bunbury SHS
2	Esperance SHS/Karratha SHS

SPEECH AND DEBATING - OVERALL WINNING SCHOOL

PLACE	SCHOOL
1	Great Southern Grammar
2	Australind SHS/ Manjimup SHS

2017 DISTRICT HIGH SCHOOL COUNTRY WEEK RESULTS

MIXED HOCKEY

PLACE	A DIVISION
1	Geraldton GS
2	Narembeen DHS

MIXED VOLLEYBALL

PLACE	A DIVISION
1	Norseman DHS
2	Kalbarri DHS

MIXED FOOTBALL (SOCCER)

PLACE	A DIVISION
1	Geraldton GS
2	Yanchep DHS

MIXED BASKETBALL

PLACE	A DIVISION	B DIVISION	C DIVISION	D DIVISION
1	Exmouth DHS	Wagin DHS	Wyalkatchem DHS	Jurien Bay DHS
2	Waroona DHS	Bridgetown DHS	Mukinbudin DHS	Wongan Hills DHS

BOYS BASKETBALL

PLACE	A DIVISION	B DIVISION
1	John Willcock College	Geraldton GS
2	Waroona DHS #1	Waroona DHS #2

GIRLS BASKETBALL

PLACE	A DIVISION
1	Derby DHS
2	Bridgetown HS

AUSTRALIAN RULES FOOTBALL

PLACE	9 A-SIDE DIVISION
1	Geraldton GS
2	Bridgetown HS

NETBALL

PLACE	A DIVISION	B DIVISION	C DIVISION
1	Geraldton GS #1	Bridgetown HS	Waroona DHS
2	John Willcock Coll	Morawa DHS	Corrigin DHS

BADMINTON

PLACE	A DIVISION	B DIVISION
1	Geraldton GS	Waroona DHS #2
2	Jurien Bay DHS #1	Wyalkatchem DHS #1

2017 INTERSCHOOL SPORT PROGRAMS

SPORT	Prim	Lower Sec	Open	SHS CW	DHS CW	SW Region	Events	Students	Teachers
AFL Football (B)	389	70	55	17	6	9	6	9798	546
AFL Football (G)	109		60	7		7	4	3294	183
Badminton		214	60		9		3	584	40
Baseball (B)		0	3				2	51	3
Basketball (B)	78	76	84	43	10	12	6	3030	303
Basketball (G)	69	50	52	29	2	12	6	2140	214
Basketball (B&G)					16		1	160	16
Cricket (B)	1140	110	81				3	17303	1331
Cricket (G)	780	69	15				3	11232	864
Cross Country (B)	874*	826*	105*			260*	4	2065	420
Cross Country (G)	861*	1003*	106*			230*	4	2200	
Diving	16*	19*	5*				3	40	6
Equestrian (B&G)	15*		194*				2	209	20
Golf (B)	56*	62*	31*				3	118	17
Golf (G)	7*	19*	10*				3	26	
Handball (B&G)	16						1	160	4
Hockey - (B)		11	19	14		8	4	780	52
Hockey - (G)			7	10		4	3	315	21
Hockey (B&G)	11				6		2	243	17
Netball (G)	208	243	63	42	22	18	6	6736	596
Netball (B)			21				1	252	21
Orienteering	480*	627*					2	1107	110
Rugby League	218	70	18				3	4992	306
Soccer (B)		154	87	23		11	4	4125	275
Soccer (G)	23	37	63	14		8	5	2175	145
Soccer (B&G)	31				5		2	530	36
Softball (G)			2				1	30	2
Softball (B)			4				1	60	4
Softball (B&G)		6					1	90	6
Squash			39				1	117	12
Table Tennis							0	0	
Surfing (B)			820*				1	820	105
Surfing (G)			230*				1	230	
Swimming	372*	1500*	470*			620*	4	2962	150
Tennis (B)	20	57	65				3	568	47
Tennis (G)	20	27	38				3	340	85
Tennis (B&G))	39						1	156	13
Touch Football (B)		19	40				2	826	59
Touch Football (G)		15	27				2	588	42
Touch Football (B&G)	30			22		5	3	678	57
Track & Field		3620*	915*			1340*	3	5875	300
Triathlon (B)		258*	24*				2	282	51
Triathlon (G)		231*	27*				2	258	
Triathlon (B&G)	489*						1	489	
Volleyball (B)		14	33	36		8	4	910	91
Volleyball (G)		21	38	38		10	4	1070	107
Volleyball (B&G)					5		1	50	5
Water Polo (B)		11					1	121	11
Water Polo (G)		11					1	121	11
Yachting (B&G)			133*				1	133	13
							130	90439	6716

* Individuals

Events:	130
Teachers involved:	6716
Students involved:	90439

2017 INTERSTATE TEAMS

12 YEARS AND UNDER SPORTS

	SPORTS	AGE	HOST	VENUE	DATES	STUDENTS	STAFF
1	AFL Football	11 - 12 (31/12 yoc)	NT	Darwin	Fri 11 Aug - Sat 19 Aug	23	4
2	Basketball (B & G)	11 - 12 (31/12 yoc)	SSA (PSG)	Adelaide	Fri 1 Dec – Sat 9 Dec	20	4
3	Crickets (B & G)	11 - 12 (31/12 yoc)	NSW	Barooga	Thurs 4 Jan – Sat 13 Jan (2018)	26	5
4	Cross Country (B & G)	10 - 12 (31/12 yoc)	TAS	Hobart	Thurs 10 Aug - Mon 14 Aug	36	3
5	Diving (B & G)	10 - 12 (31/12 yoc)	SSA (PSG)	Adelaide	Fri 1 Dec – Sat 9 Dec	3	1
6	Golf (B & G)	11 - 12 (31/12 yoc)	SSA (PSG)	Adelaide	Sat 2 Dec – Sat 9 Dec	10	3
7	Hockey (B & G)	11 - 12 (31/12 yoc)	SSA (PSG)	Adelaide	Fri 1 Dec – Sun 10 Dec	30	5
8	Netball	11 - 12 (31/12 yoc)	SSA (PSG)	Adelaide	Fri 1 Dec – Sat 9 Dec	13	3
9	Rugby League (B & G)	11 - 12 (31/12 yoc)	VIC	Melbourne	Sat 5 Aug -- Sat 12 Aug	17	3
10	Soccer (B & G)	11 - 12 (31/12 yoc)	SSA (PSG)	Adelaide	Fri 1 Dec – Sun 10 Dec	29	5
11	Swimming (B & G)	10 - 12 (31/12 yoc)	SSA (PSG)	Adelaide	Sat 2 Dec – Sun 10 Dec	10	3
12	Tennis (B & G)	11 - 12 (31/12 yoc)	VIC	Shepparton	Fri 13 Oct – Sun 22 Oct	16	3
13	Touch Football (B & G)	11 - 12 (31/12 yoc)	SSA (PSG)	Adelaide	Fri 1 Dec – Sun 10 Dec	26	4
						259	46

13 YEARS AND OVER SPORTS

	SPORTS	AGE	HOST	VENUE	DATES	STUDENTS	STAFF
1	AFL Football (B)	15 & U, (31/12 yoc)	WA	Perth	Sat 22 July - Sat 29 July	30	4
2	AFL Football (G) x 2 Teams	15 & U, (31/12 yoc)	WA	Perth	Sat 22 July - Sat 29 July	48	8
3	Basketball (B & G)	18 & U, (31/12 yoc)	ACT	Canberra	Fri 11 Aug – Fri 18 Aug	20	5
4	Crickets (B)	15 & U, (1/9 yoc)	QLD	Brisbane	Fri 24 March – Sun 2 April	13	3
5	Cross Country (B & G)	13 - 20 (31/12 yoc)	ACT	Canberra	Thurs 10 Aug - Mon 14 Aug	50	6
6	Diving (B & G)	19 & U, (31/12 yoc)	SSA (PSG)	Adelaide	Fri 1 Dec – Sat 9 Dec	4	2
7	Goalball (B & G)	15 & U, (31/12 yoc)	SSA (PSG)	Adelaide	Sat 2 Dec – Sat 9 Dec	4	3
8	Golf (B & G)	17 & U, (31/12 yoc)	SSA (PSG)	Adelaide	Sat 2 Dec – Sat 9 Dec	12	3
9	Hockey (B & G)	16 & U, (31/12 yoc)	SSA (PSG)	Adelaide	Fri 1 Dec – Sun 10 Dec	35	5
10	Media (B & G)	17 & U, (30/6 yoc)	SSA (PSG)	Adelaide	Fri 1 Dec – Sun 10 Dec	21	5
11	Netball (G)	15 & U, (31/12 yoc)	SSA (PSG)	Adelaide	Fri 1 Dec – Sat 9 Dec	12	3
12	Orienteering (B & G)	15 & U, 16-19, (31/12 yoc)	NSW	Bathurst	Fri 22 Sep – Sun 1 Oct	9	3
13	Soccer (B & G)	19 & U, (31/12 yoc)	SSA (PSG)	Adelaide	Sat 20 Aug – Fri 26 Aug	32	5
14	Softball (G)	17 & U, (30/6 yoc)	SSA (PSG)	Adelaide	Sat 2 Dec – Sat 9 Dec	15	3
15	Surfing (B & G)	15 & U, 19 & U, (31/12 yoc)	NSW	Phillip Island	Sat 25 Nov - Sat 2 Dec	25	2
16	Swimming (B & G)	13 -19, (31/12 yoc)	SSA (PSG)	Adelaide	Sat 2 Dec – Sun 10 Dec	49	5
17	Tennis (B & G)	19 & U, (31/12 yoc)	VIC	Shepparton	Fri 28 April – Sun 7 May	16	3
18	Touch (B & G)	15 & U, (31/12 yoc)	SSA (PSG)	Adelaide	Fri 1 Dec – Sun 10 Dec	28	5
19	Triathlon (B & G)	(13 -19) (31/12 yoc)	NSW	Penrith	Mon 17 April – Fri 21 April	34	5
20	Volleyball (B & G)	15 & U, (31/12 yoc)	WA	Mandurah	Sat 19 Aug – Fri 25 Aug	20	5
21	Water Polo (B & G)	16 & U (31/12 yoc)	QLD	Noosa	Sun 21 May - Fri 26 May	23	5
						500	88

2017 SCHOOL SPORT AUSTRALIA REPRESENTATION

National Sport Secretaries

Sport	Name	School
AFL	Peter Della-Vedova	
Basketball	Brad Spicer	Byford Secondary College
Cricket	Peter Smith	SSWA

International Touring Team Officials

Sport	Name	School
Hockey	Tammy Cowan	Helena College
	Andrew Mellor	Como Secondary College
Water Polo	Gemma Hadley	Floreat PS

Student Representatives

SSA All Australian Touring Team Representatives	
Sport	Student
Football	Breanne Alexander
	Lucy Jerram
Hockey	Oliver Harding
	Justin Schonken
	Sarah Byrnes
	Meg Read
	Jo Snyman
Netball	Sloan Burton
	Riley Culnane
	Georgia Morgan
	Katie Te-Ao
Water Polo	Glenda Morgan



JASMAQ
Services

ABN: 31 250 704 457

**Independent Audit Report
To The Members of School Sport Western Australia (Inc)**

Scope

I have audited the Accounts of School Sport Western Australia (Inc) (SSWA) set out on the attached pages 1 to 3 for the year to 31 December 2017. The Treasurer of SSWA is responsible for the preparation and presentation of the financial report and the information contained therein, and has determined that the basis of accounting used is appropriate to the needs of SSWA Members. I have conducted an independent audit of the Accounts in order to express an opinion to the Members of SSWA on their preparation and presentation. No opinion is expressed as to whether the basis of accounting used is appropriate to the needs of the SSWA Members.

The Accounts have been prepared for the Members of SSWA. I disclaim any assumption of responsibility for any reliance on this report or on the Accounts to which it relates, to any person other than the SSWA Members, or for any purpose other than that for which it was prepared.

My audit has been conducted in accordance with Australian Auditing Standards. My procedures included examination, on a test basis, of evidence supporting the amounts in the Accounts and the evaluation of significant accounting estimates. These procedures have been undertaken to form an opinion as to whether in all material respects the Accounts are presented fairly in accordance with conventional accounting standards.

Audit Opinion

In my opinion, the Accounts present fairly the financial position ("Balance Sheet") of SSWA as at 31 December 2017 and its financial performance ("Profit/Loss Statement") and cash flows for the year then ended.



Julia Chilver BA (Hons), ACA


Mandogalup, WA 21st March 2018

SCHOOL SPORT WA (INC)

Page 1 / 3

PROFIT/LOSS STATEMENT - CONSOLIDATED
For the 12 Months Ending 31 December 2017

12 months to 31/12/16		12 months to 31/12/17	Appendix
\$		\$	
324,079	Net Sporting Activities	238,625	(A)
4,168	Miscellaneous Trading	(47,534)	(B)
	<u>Administration Income</u>		
327,631	DET Grant	346,543	
2,618	Interstate Sundry Income	0	
62,180	Supplier Rebates	67,566	
19,415	Interest Earned	27,277	
0	Miscellaneous Income	3,242	
411,844	Total Administration Income	444,628	
	<u>Administration Expenses</u>		
4,097	Accommodation / Airfares	6,597	
5,044	Administration - Incl Miscellaneous	360	
836	Affiliation Fees / Entry Fees	1,369	
1,750	Auditor Fees	1,750	
12,153	Bank Fees & Charges	14,644	
0	Debt Collection Fees	62	
8,865	Catering	8,675	
69,525	Charge - Other Provisions	(62,478)	
7,701	Charge - Leave Provisions	(33,691)	
12,411	Computer Assistance / Support	13,303	
425	Courier / Freight / Postage	192	
9,279	Depreciation	9,804	
(4,049)	Event Expenses	1,182	
0	Fuel	224	
11,100	Honoraria	11,191	
48,240	Insurance	49,196	
11,909	Marketing & Promotions	5,996	
328	Management Meetings	0	
1,269	Meetings & Refreshments	4,002	
243,683	Office Wages	300,593	
5,037	Photocopying / Printing	5,519	
263	Prizes / Gifts	2,180	
9,487	Parking	15,533	
1,022	Minor Capital	118	
1,556	Repairs & Maintenance	1,679	
0	Sundry Expense	73	
23,588	Superannuation	26,618	
6,415	Stationery	3,961	
303	Taxis / Transport	585	
8,988	Telephone	9,981	
736	Trophies	0	
0	Uniforms On-Track	673	
2,948	Uniforms Other	295	
16,459	Vehicle Hire / Expenses	14,273	
1,564	Venue Hire	14,041	
(522,912)	Total Administration Expenses	(428,480)	
(109,206)	Net Interstate Team Management Costs	(176,444)	(C)
(7,167)	Net ASSC Conference Costs	(24,490)	(D)
27,500	Net Pacific School Games Surplus	14,914	(E)
128,306	SURPLUS FOR PERIOD	21,219	


 Wayne Baseden - TREASURER
 21/3/2018

SCHOOL SPORT WA (INC)

BALANCE SHEET
As at 31 December 2017

<u>31/12/16</u>		<u>31/12/17</u>
\$		\$
	<u>FUNDS AVAILABLE:</u>	
1,059,648	Surplus Previous Years	1,187,975
128,306	Surplus / (Deficit) Current Period	21,219
<u>1,187,954</u>	TOTAL FUNDS AVAILABLE	<u>1,209,194</u>
	<u>REPRESENTED BY:</u>	
30,470	Cash at Bank	53,191
7,730	Travel Card 1	5,876
4,814	Travel Card 2	6,724
4,117	Travel Card 3	8,959
800	Travel Card 4	3,738
8	Travel Card 5	10,679
764,220	Cash Management Call Account	685,298
17,091	Business Transaction / Credit Card A/c	9,696
32,897	Term Deposit 9668 (eVolve)	33,212
519,160	Term Deposit (4558)	535,042
114	Petty Cash	114
<u>1,381,421</u>	Total Cash:	<u>1,352,529</u>
98,763	Debtors	94,447
8,707	Prepayments	21,268
12,236	Stock on Hand	22,953
<u>1,501,127</u>	TOTAL CURRENT ASSETS	<u>1,491,197</u>
82,858	Office Equipment	90,041
18,124	Field Equipment	20,213
(52,929)	Less Accumulated Depreciation	(62,733)
<u>48,053</u>	TOTAL NON CURRENT ASSETS	<u>47,521</u>
35,510	Accruals	80,063
4,129	Trade Creditors	2,537
70,000	Provision for PSG	0
0	Provision for Sport Events	70,000
45,797	Provision for Motor Vehicle	31,373
26,286	Provision for Equipment	24,197
36,775	Provision for Information Technology	29,592
18,788	Provision for Repairs/Maintenance	17,109
15,275	Provision for Promotional Items	9,280
17,150	Provision for Website Development	17,150
50,000	Provision for Staffing	18,892
90,324	Provisions for Leave	56,633
5,013	Group Tax	15,628
6,164	Provision for Superannuation	6,394
(59,986)	GST Provision	(49,325)
<u>361,225</u>	TOTAL CURRENT LIABILITIES	<u>329,524</u>
<u>0</u>	NON CURRENT LIABILITIES	<u>0</u>
<u>1,187,954</u>	TOTAL NET ASSETS	<u>1,209,194</u>



 Wayne Baseden - TREASURER

21/3/2018

SCHOOL SPORT WA (INC)

STATEMENT OF CASH FLOWS
For the 12 months to 31 December 2017

12 months to 31/12/16 \$		12 months to 31/12/17 \$
	Cashflows from Office Administrative Activities:	
190,602	DET Grant received - Admin	381,197
69,475	Supplier Rebates received	97,966
2,618	Admin Levies / Miscellaneous income	3,242
19,415	Interest received	27,277
(362,770)	Payments to suppliers and employees	(451,366)
(148,947)	Payments to ATO (GST; PAYG)	(99,741)
<u>(229,607)</u>	Net Cash (Out)flows from Office Activities	<u>(41,425)</u>
	Cashflows from Sport & Sport Management Activities:	
179,622	DET Grant received - Sports Activities	359,243
1,472,583	Receipts from players, schools and sponsors	1,906,513
(1,616,689)	Payments to suppliers	(2,243,951)
<u>35,516</u>	Net Cash Inflows from Sport Activities	<u>21,805</u>
	Cashflows from Investing Activities:	
(43,353)	Payments for plant and equipment	(9,272)
<u>(43,353)</u>	Net Cash Outflows from Investing Activities	<u>(9,272)</u>
(237,444)	Net Increase in cash held	(a) (28,892)
1,618,865	Cash at 1 January 2017	1,381,421
<u>1,381,421</u>	Cash at 31 December 2017	<u>1,352,529</u>
	Reconciliation of Surplus for year to Net Increase in cash held	
\$		\$
128,306	Surplus for the 12 months to 31 December 2017:	21,219
9,279	Depreciation charged	9,804
(43,353)	Plant and Equipment purchased	(9,272)
12,882	(Increase) / Decrease in Trade Debtors	4,315
21,882	(Increase) / Decrease in Prepayments	(12,560)
(12,236)	(Increase) / Decrease in Stock	(10,717)
(30,326)	(Decrease) / Increase in Trade Creditors	43,191
(336,083)	(Decrease) / Increase in Deferred Income - DET Grant	0
10,000	(Decrease) / Increase in Provision for PSG Sports	0
59,525	(Decrease) / Increase in other Operating Provisions	(62,478)
7,701	(Decrease) / Increase in Leave Provisions	(33,690)
(65,021)	(Decrease) / Increase in PAYG and GST net Creditor	21,296
<u>(237,444)</u>	Net Increase in cash held:	(a) (28,892)



Wayne Baseden - TREASURER

21/3/2018

SCHOOL SPORT WA (INC)

Appendix (A)

Sports PROFIT/LOSS STATEMENT For the 12 Months Ending 31 December 2017

12 months to 31/12/16		12 months to 31/12/17
\$		\$
	<u>Revenue</u>	
202,084	DET Grant	148,895
0	Event Sponsorship	12,918
0	Insurance Settlement	4,199
40,729	Trials Revenue	54,190
0	Interstate Sundry Income	19,531
938,049	Player Contributions	1,249,180
30,138	Sales/Miscellaneous Revenue	5,156
248,623	School Entry Fee	350,367
87,627	Player / Team Sponsorship	69,650
76,732	Host State Levy Income	44,830
1,623,982	Total Revenue	1,958,916
	<u>Expenses</u>	
235,187	Accommodation	347,219
11,802	Administration	(443)
17,574	Affiliation Fees / Entry Fees	21,032
283,029	Airfares	346,730
0	Bank Fees & Charges	15
8,413	Camp Expenses	11,418
115,449	Catering	144,572
0	Contingency	66
31,183	Contract Personnel	27,207
0	Cleaning	10,150
257	Courier / Freight / Postage	167
0	Bad Debts	2,069
34,127	Equipment Hire	24,755
40,607	Event Expenses	62,192
23,745	Excursion Fees	25,902
0	Fuel	6,085
0	Grant Disbursement	67,253
5,000	Honoraria	2,300
33,059	Medical	41,094
1,517	Meetings and Refreshments	1,656
18,001	Officials' Dinner	9,198
393	Photocopying / Printing	25
491	Photographs	179
55,149	Championship Levy	164,977
44	Prizes / Gifts	4,720
0	Parking	7,137
0	Recovery	1,162
0	Reimbursement	452
445	Repairs & Maintenance	0
2,285	Stationery	985
69,142	Taxis/Transport	91,532
0	Telephone	231
0	Tolls	396
11,911	Trophies	16,177
78,221	Umpires	89,022
5,419	Uniforms On-Track	10,795
10,701	Uniforms Other	9,218
1,793	Vehicle Hire / Expenses	4,812
204,959	Venue Hire	167,834
(1,299,903)	Total Expenses	(1,720,291)
324,079	Net Sports' Surplus	238,625

SCHOOL SPORT WA (INC)

Trading
PROFIT/LOSS STATEMENT
 For the 12 Months Ending 31 December 2017

12 months to <u>31/12/16</u>		12 months to <u>31/12/17</u>
\$		\$
	<u>Revenue</u>	
0	Raffle Ticket / Book Sales	8,498
14,933	Miscellaneous / Stock Sales	11,619
<u>14,933</u>	Total Revenue	<u>20,117</u>
	<u>Expenses</u>	
88	Couriers / Freight / Postage	276
5,172	Purchases/COGS	57,861
44	Raffle Administration	87
23	Raffle Advertising	61
1,438	Raffle Printing	2,366
4,000	Raffle Prizes	7,000
<u>(10,765)</u>	Total Expenses	<u>(67,651)</u>
<u>4,168</u>	Net Trading Surplus / (Deficit)	<u>(47,534)</u>

SCHOOL SPORT WA (INC)**Interstate Team Management
PROFIT/LOSS STATEMENT****For the 12 Months Ending 31 December 2017**

12 months to 31/12/16		12 months to 31/12/17
\$		\$
	<u>Revenue</u>	
70,453	DET Grants	77,250
22,707	Officials Subsidy / Contribution	19,913
3,468	State Association Contribution	2,591
<u>96,628</u>	Total Revenue	<u>99,754</u>
	<u>Expenses</u>	
3,277	Officials' Expenses - Miscellaneous	4,681
4,602	Officials' Dinner	1,588
51,889	Officials' Accommodation	80,514
69,181	Officials' Airfares	81,235
19,844	Officials' Clothing	41,240
2,341	Officials' Excursion	300
54,700	Officials' Living Allowance	66,640
<u>(205,834)</u>	Total Expenses	<u>(276,198)</u>
<u>(109,206)</u>	Net Interstate Team Management Costs	<u>(176,444)</u>

**ASSC (National)
PROFIT/LOSS STATEMENT****For the 12 Months Ending 31 December 2016**

12 months to 31/12/16		12 months to 31/12/17
\$		\$
	<u>Revenue</u>	
16,248	DET Grant - Conference	18,028
30,484	DET Grant - Affiliation	31,416
2,135	ASSC Reimbursements / Misc	1,638
105	Miscellaneous Revenue	0
<u>48,972</u>	Total Revenue	<u>51,082</u>
	<u>Expenses</u>	
6,990	Accommodation	10,463
73	Administration	0
8,888	Airfares	11,887
1,001	Catering	652
3,682	Conference Levy - ASSC	2,909
(73)	Event Expenses	0
1,480	Honoraria	500
2,820	Living Allowance	4,820
396	Meetings & Refreshments	183
11,000	SSA Students Levy (Interstate)	5,578
1,350	SSA International Tour Levy	730
26,459	SSA Annual Contributions	29,267
(9,467)	SSA National Secretary Fund	5,578
220	Parking	77
100	Taxis	773
1,220	Vehicle Hire / Expenses	2,355
<u>(56,139)</u>	Total Expenses	<u>(75,572)</u>
<u>(7,167)</u>	Net ASSC Costs	<u>(24,490)</u>

SCHOOL SPORT WA (INC)

Pacific School Games Management
PROFIT/LOSS STATEMENT

For the 12 Months Ending 31 December 2017

12 months to 31/12/16		12 months to 31/12/17
\$		\$
	<u>Revenue</u>	
25,750	DET Grant	51,500
1,750	Miscellaneous Revenue	90,877
<u>27,500</u>	Total Revenue	<u>142,377</u>
	<u>Expenses</u>	
0	Accommodation	26,306
0	Airfares	49,329
0	Catering	557
0	Event Expenses	2,075
0	Meetings & Refreshments	21
0	Championship Levy	29,545
0	Parking	193
0	Uniforms	396
0	Vehicle Hire / Expenses	1,226
0	PSG Officials' Misc Expenses	15,000
0	PSG Officials' Living Allowance	2,815
<u>0</u>	Total Expenses	<u>(127,463)</u>
<u>27,500</u>	Net PSG Surplus / (Costs)	<u>14,914</u>

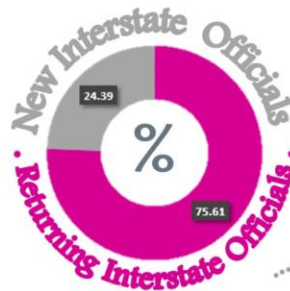


Western Australia Pacific School Games Overall Results



Sport	Age	Gender	Place
Basketball	12 & U	F	6 th
Basketball	12 & U	M	Bronze 🏅
Diving	10-19 yrs	Mixed	*
Football (Soccer)	12 & U	F	6 th
Football (Soccer)	12 & U	M	6 th
Football (Soccer)	16 & U	M	6 th
Football (Soccer)	18 & U	F	4 th
Goalball	15 & U	Mixed	Bronze 🏅
Golf	12 & U	Mixed	*
Golf	17 & U	F	5 th
Golf	17 & U	M	Bronze 🏅
Hockey	12 & U	F	Bronze 🏅
Hockey	12 & U	M	Gold 🏆
Hockey	16 & U	F	Bronze 🏅
Hockey	16 & U	M	Bronze 🏅
Netball	12 & U	F	5 th
Netball	15 & U	F	5 th
Softball	17 & U	F	7 th
Swimming	10-19 yrs	Mixed	*
Touch Football	12 & U	F	5 th
Touch Football	12 & U	M	5 th
Touch Football	15 & U	F	4 th
Touch Football	15 & U	M	Bronze 🏅

*For individual results please visit <http://pacificschoolgames.edu.au/sports/>



Facebook Likes \uparrow 1219

5435 6654

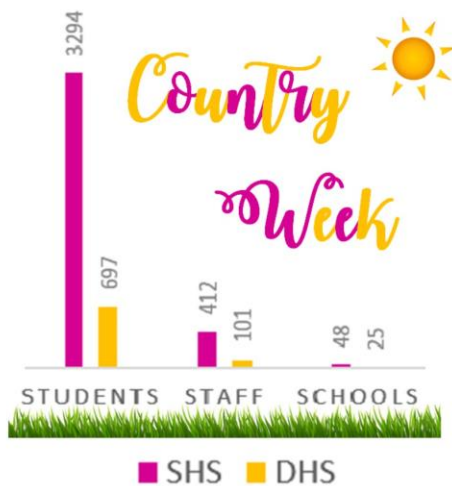
31 Dec 2016 31 Dec 2017



Newsletter
Subscriptions



NEW TOTAL
814 2488



Medallions

School Sport Australia



Students **759**

170 Team Officials

Schools **235**



Welcome **42.6%**
New Website Visitors

August
Most Active
Month

on the SSWA website
271,004 visitors

Internet searches leading to School Sport WA

145,825

School Sport WA Strategic Plan



VISION

To provide quality, competitive sport opportunities for all Western Australian school students

PURPOSE

- ◆ To promote, organise and coordinate sporting competitions for school children at a local, regional and interstate level.
- ◆ To manage safe and efficient competitive school sport programs for the Department of Education and School Sport Australia.
- ◆ To optimise participation, across all educational sectors, in safe, well managed competitive school sport programs.
- ◆ To work in close cooperation with schools, State Sporting Organisations, kindred organisations in other states, corporate and community organisations and other government agencies.

VALUES

Opportunity

Achievement

Competition

STRATEGIC PILLARS

Participation

Promotion

Performance

KEY OBJECTIVES

- ◆ Conduct Quality Events
- ◆ Develop and Maintain Partnerships

- ◆ Increase Our Profile

- ◆ Strong Governance
- ◆ Economic Viability
- ◆ Plan for The Future

